



The Street – Suggested
Road Safety
Improvements

The Problem

The Street is narrow for the volume of traffic use which serves school traffic, the Dolphin Pub, a short cut to Leigh & locations beyond Betchworth Bridge.

The signage & warnings in the form of road markings are faded or inadequate & need upgrading. On the tight bends vehicles traverse more than half the road width with potential risk.

There have been several accidents in recent years & congestion from construction traffic has exacerbated the danger.

Suggested Improvements

Continuous white lines on both kerb/ boundary sides of the road, broken lines at property /road junctions . Centre broken lines to road throughout to focus driving within correct side of road width.

Provide adequate “ Slow” road markings on both sides of the 2 bends.

Renew & increase the 30mph repeater signs on larger yellow backgrounds.

Improve warning approach signs near school with replacement larger sign on embankment, yellow background & trim foliage for visibility . Additional school approach signs coming from north end of road.


Renew all faded yellow cross hatching on road outside school.


Investigate VAS speed warning signs on approach to school from both sides.

Continuous white lines,
broken at
junctions/properties,
to be painted on both
kerb and boundary
sides

'SLOW' sign to be
repainted in road here

Centre lines erased – to be
repainted with broken white
lines







Combination of very low kerb,
narrow road and no centre
markings, results in many
vehicles mounting the pavement

'SLOW' sign to be painted
in road here

Continuous white lines,
broken at
junctions/properties to
be painted on both
kerb and boundary
sides

Combination of very low kerb,
narrow road and no centre
markings results in many vehicles
mounting the pavement





Centre lines erased – to be repainted with broken white lines

Continuous white lines, broken at junctions/properties to be painted on kerb side




To be repainted

Introduce 'School Approach' sign

Continuous white lines, broken at junctions/properties to be painted on both kerb and boundary sides

To be repainted



Provide larger sign with yellow background,
remove foliage



Possible VAS
warning signs

Yellow hatchings for
school to be repainted



To be repainted



Comments / questions?