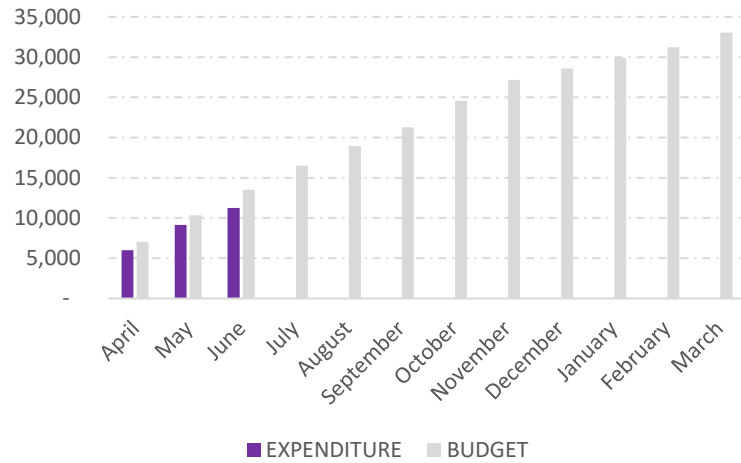
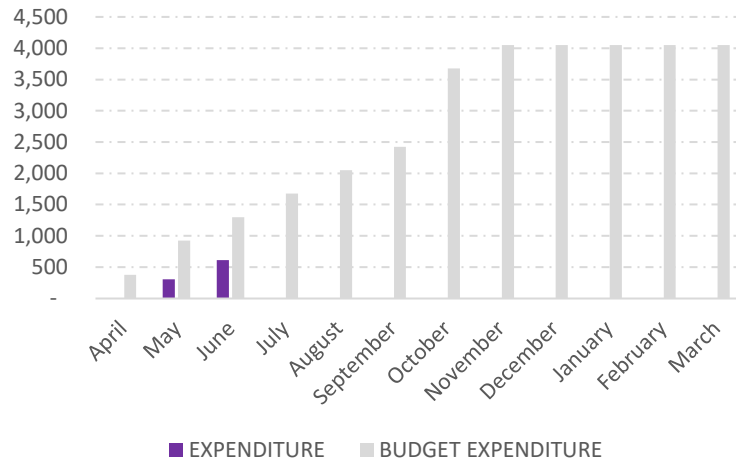


# Betchworth Parish Council Monthly Accounts @ 24<sup>th</sup> June 2023

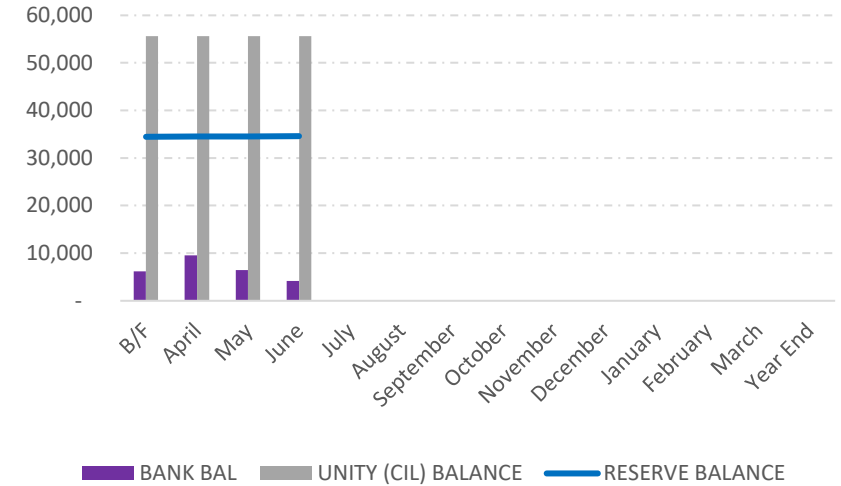
### YTD Total Expenditure (Ex Cap Projects) vs Budget



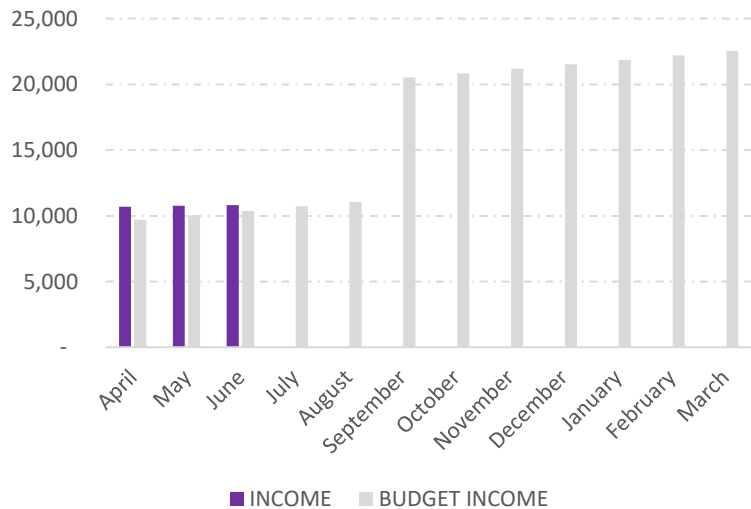
### YTD Burial Ground Expenditure vs Budget



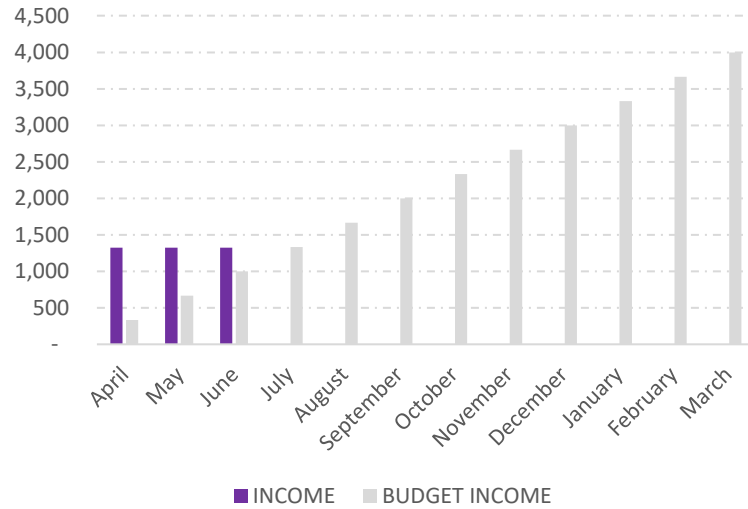
### CASH AND RESERVES BALANCE



### YTD Total Income vs Budget



### YTD Burial Ground Income vs Budget



## Commentary:

- Low BG expenditures as budgeted for releveling in May, this will happen later

- £94k Capital Spend is not included on graph but is included in supporting numbers

# Supporting Numbers

2023/24	GENERAL							BURIAL GROUND					
	INCOME	EXPENDITURE	NET	BUDGET EXPENDITURE	BUDGET INCOME	BANK BAL	RESERVE BALANCE	UNITY (CIL) BALANCE	INCOME	EXPENDITURE	BUDGET EXPENDITURE	BUDGET INCOME	NET
B/F	-	-	-	-		6,159	34,470	55,638	-	-	-		-
April	10,691	6,011	4,680	7,028	9,706	9,528	34,508	55,638	1,325	-	375	333	1,325
May	10,768	9,129	1,639	10,335	10,044	6,451	34,544	55,638	1,325	306	925	667	1,019
June	10,810	11,258	-448	13,501	10,381	4,119	34,586	55,638	1,325	612	1,300	1,000	713
July			-	16,485	10,719						1,675	1,333	
August			-	18,913	11,056						2,050	1,667	
September			-	21,273	20,522						2,425	2,000	
October			-	24,592	20,860						3,675	2,333	
November			-	27,166	21,197						4,050	2,667	
December			-	28,596	21,535						4,050	3,000	
January			-	29,911	21,872						4,050	3,333	
February			-	31,226	22,210						4,050	3,667	
March			-	33,042	22,547						4,050	4,000	
Year End			-	33,042	22,547						4,050	4,000	

# Supporting Numbers

2023/24	Capital Spend		
	EXPENDITURE	BUDGET	DIFFERENCE
B/F	-	-	
April	1,273	11,228	9,954
May	1,273	14,535	13,262
June	1,475	21,601	20,125
July		27,085	
August		32,013	
September		48,573	
October		53,392	
November		57,633	
December		68,729	
January		83,981	
February		85,546	
March		94,028	
Year End		94,028	

Capital Spend includes CIL Funding. Each item will be documented when spent.

£1273 spent on cabinets at Betchworth Station  
 £202 spent on Kings Coronation