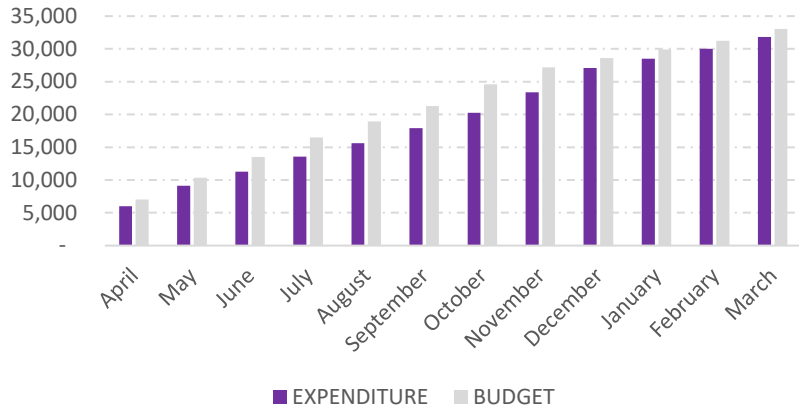
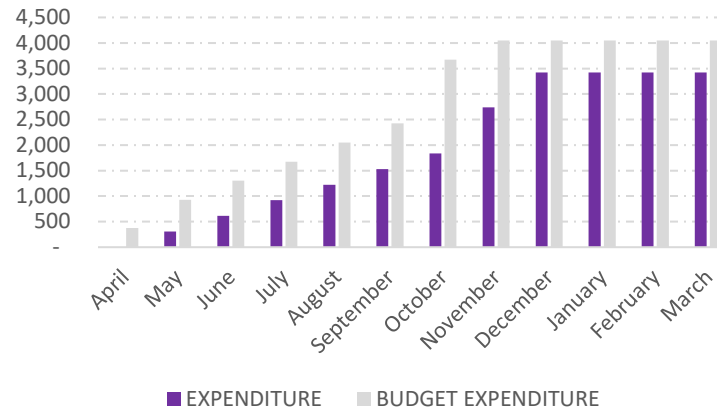


Betchworth Parish Council Monthly Accounts @ 31st March 2024

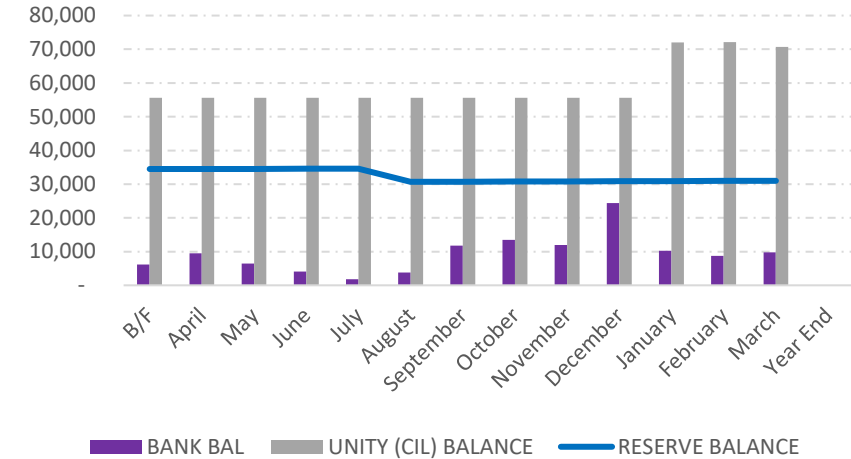
YTD Total Expenditure (Ex Cap Projects) vs Budget



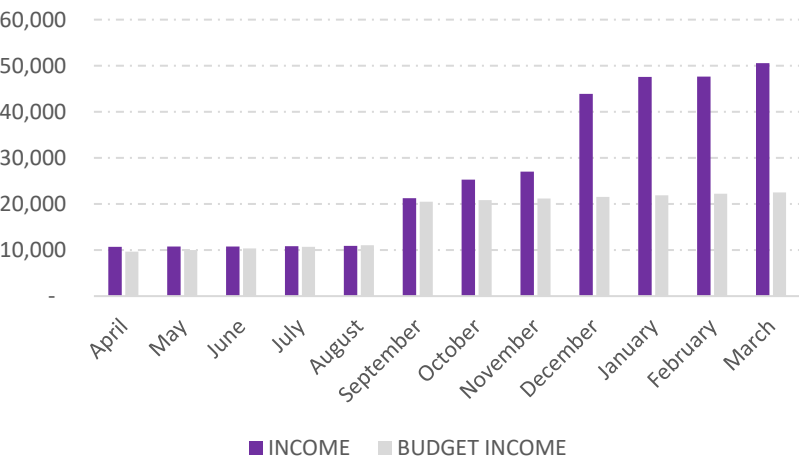
YTD Burial Ground Expenditure vs Budget



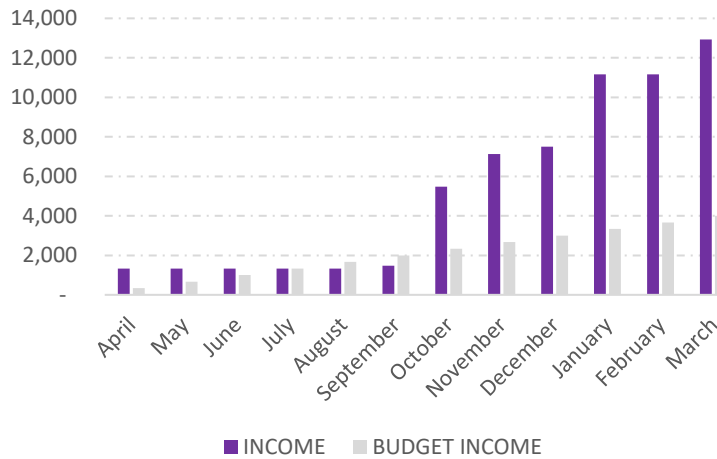
CASH AND RESERVES BALANCE



YTD Total Income vs Budget



YTD Burial Ground Income vs Budget



Commentary:

- Burial Ground income considerably higher than anticipated
- CIL Money received which was not anticipated

- £94k Capital Spend is not included on graph but is included in supporting numbers

Supporting Numbers

2023/24	GENERAL							BURIAL GROUND					
	INCOME	EXPENDITURE	NET	BUDGET EXPENDITURE	BUDGET INCOME	BANK BAL	RESERVE BALANCE	UNITY (CIL) BALANCE	INCOME	EXPENDITURE	BUDGET EXPENDITURE	BUDGET INCOME	NET
B/F	-	-	-	-		6,159	34,470	55,638	-	-	-		-
April	10,691	6,011	4,680	7,028	9,706	9,528	34,508	55,638	1,325	-	375	333	1,325
May	10,768	9,129	1,639	10,335	10,044	6,451	34,544	55,638	1,325	306	925	667	1,019
June	10,810	11,258	-448	13,501	10,381	4,119	34,586	55,638	1,325	612	1,300	1,000	713
July	10,853	13,535	-2,682	16,485	10,719	1,842	34,630	55,638	1,325	1,224	1,675	1,333	101
August	10,902	15,599	-4,697	18,913	11,056	3,778	30,678	55,638	1,325	1,224	2,050	1,667	101
September	21,268	17,913	3,355	21,273	20,522	11,783	30,726	55,638	1,475	1,530	2,425	2,000	-55
October	25,317	20,233	5,084	24,592	20,860	13,463	30,775	55,620	5,475	1,836	3,675	2,333	3,639
November	27,023	23,349	3,673	27,166	21,197	12,001	30,826	55,638	7,130	2,742	4,050	2,667	4,388
December	43,893	27,069	16,823	28,596	21,535	24,452	30,875	55,638	7,500	3,423	4,050	3,000	4,077
January	47,604	28,479	19,125	29,911	21,872	10,252	30,926	72,070	11,160	3,423	4,050	3,333	7,737
February	47,654	30,004	17,650	31,226	22,210	8,726	30,977	72,088	11,160	3,423	4,050	3,667	7,737
March	50,558	31,818	18,739	33,042	22,547	9,768	31,024	70,702	12,930	3,423	4,050	4,000	9,507
Year End			-	33,042	22,547						4,050	4,000	

Supporting Numbers

2023/24	Capital Spend		
	EXPENDITURE	BUDGET	DIFFERENCE
B/F	-	-	
April	1,273	11,228	9,954
May	1,273	14,535	13,262
June	1,475	21,601	20,125
July	1,475	27,085	25,610
August	1,475	32,013	30,537
September	1,475	48,573	47,097
October	1,475	53,392	51,917
November	1,475	57,633	56,158
December	2,125	68,729	66,604
January	2,125	83,981	81,856
February	2,125	85,546	83,421
March	3,493	94,028	90,535
Year End		94,028	

Capital Spend includes CIL Funding. Each item will be documented when spent.

£1273 spent on cabinets at Betchworth Station

£202 spent on Kings Coronation

£649.97 spent on new laptop and data transfer for Clerk

£1368 spent on gate on Goulburn Green