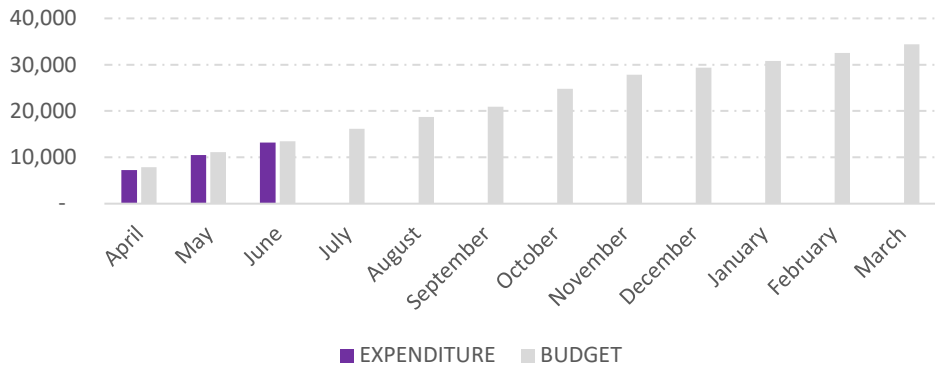
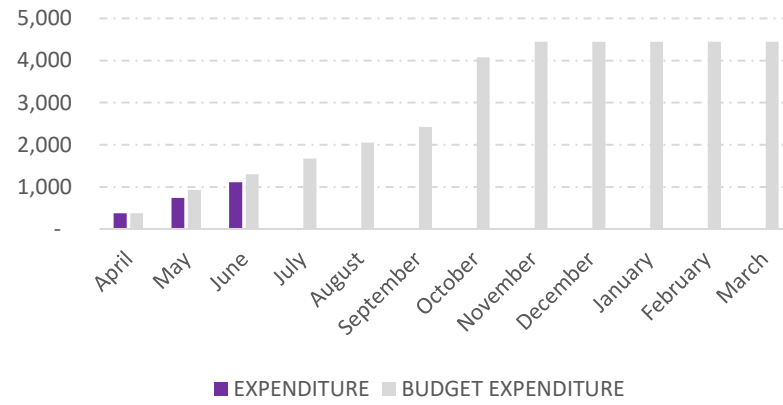


Betchworth Parish Council Monthly Accounts @ 24th June 2024

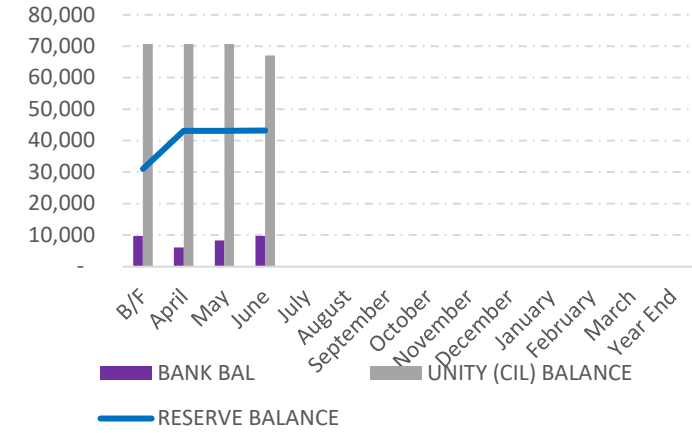
YTD Total Expenditure (Ex Cap Projects) vs Budget



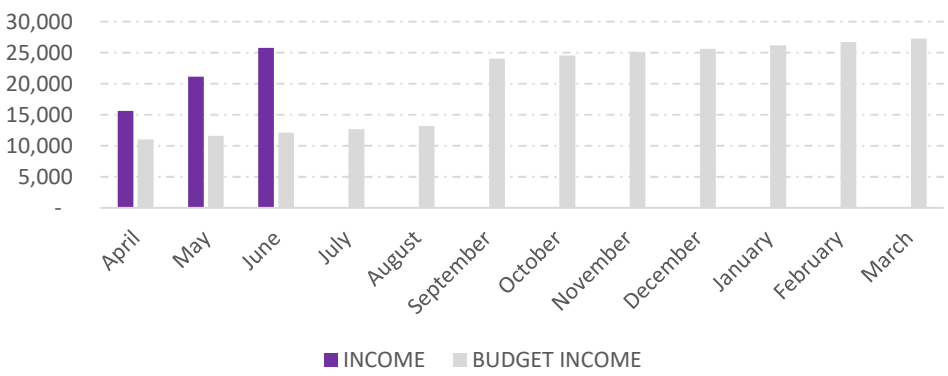
YTD Burial Ground Expenditure vs Budget



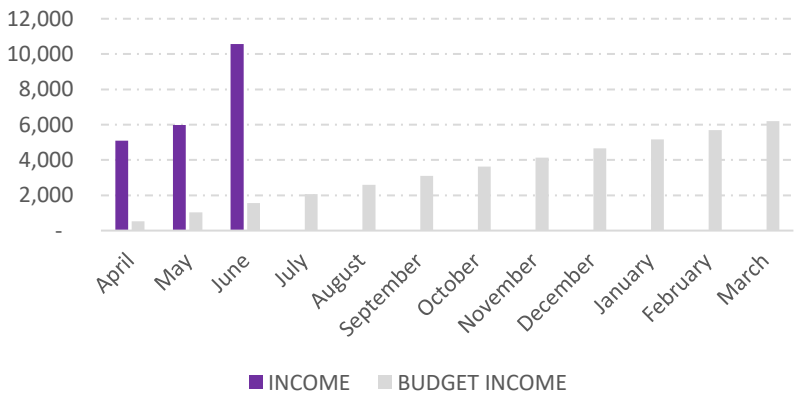
CASH AND RESERVES BALANCE



YTD Total Income vs Budget



YTD Burial Ground Income vs Budget



Commentary:

- Burial Ground income considerably higher than anticipated so early on

Supporting Numbers for Budgeted Capital Spend

2024/25	Capital Spend		
	EXPENDITURE	BUDGET	DIFFERENCE
B/F	-	-	
April	-	-	-
May	-	-	-
June	4,104	9,000	4,896
July	-	10,250	10,250
August	-	10,250	10,250
September	-	10,250	10,250
October		20,750	20,750
November		28,500	28,500
December		28,500	28,500
January		29,250	29,250
February		29,250	29,250
March		29,250	29,250
Year End			

Capital Spend does not include earmarked reserves. This is the money that has been budgeted for 2024/25 spend as Capital one off projects.

Projects allocated:

Playground Provision

Historical Map

Grave investigation

Website

Bridge Clapper Repairs

Road Maintenance (Church Path and Allotments)

Phill Footpaths